



ELECTRIC WIRE ROPE HOIST **PWRH**

Electric Wire Rope Hoist



Capacities between 1,000 kg and 80,000 kg

Lifting speeds from 0.4 - 10 m/min
single-speed, two-speed,
frequency-controlled

2 to 8 rope falls
Reeving, 2/1, 4/1, 4/2, 6/1, 6/2 and 8/2

PWRH

MONORAIL ELECTRIC WIRE ROPE HOISTS | **PWRH**

Standard configuration:

- Two-speed pole-changing hoist motor with bimetal sensor
- DC disk brake, maintenance-free, 4-stage geared limit switch with pre-switch-off and hoist protection in the event of phase reversal
- Electromechanical overload protection
- Travel motor with variable speed: 5 to 20 m/min (hoist with trolley)
- Standard power supply: 380V/400V/415V/50Hz 440V/460V/60Hz
- Control voltage 48V (without main contactor and fuses/option in crane package)
- Motor protection IP55 / insulation class F

- Without control unit (option in crane package)
- Load hook with hook safety latch
- Rubber buffers for the electric trolley
- Fall protection
- Robust rope guide
- Hoist design according to FEM/ISO
- Test certificate, hook certificate, rope certificate, operating and maintenance instructions, overview drawing

Options:

- Non-standard power supply
- Crane package (crane control)
- Intelligent monitoring module, load spectrum memory
- Hoist motor for variable speed
- Class H motor
- Motor protection class IP66

- Outdoor application
- Heating for motor/hoist
- Control cabinet
- Stainless steel control cabinet
- Forced cooling fan, auxiliary fan
- Radio remote control
- Synchronization
- Load measurement
- Load display
- Load totalization
- Hoists as "True Vertical" version
- Anti Sway (pendulum damping)
- Stainless steel wire rope
- Crane package (crane control, trailing cable systems, endcarriages including trolleys)

THE PLANETA PWRH ELECTRIC WIRE ROPE HOIST – MAXIMUM PERFORMANCE IN A COMPACT FORM



In a world where efficiency, safety and economy are crucial, the PLANETA PWRH electric wire rope hoist sets new standards. This high-performance electric wire rope hoist combines state-of-the-art technology with an exceptionally compact design, minimal dead weight and maximum cost-effectiveness. Developed for professional use, the PLANETA PWRH wire rope hoist impresses with its reliability, durability and outstanding performance in industry, trade, logistics and construction.

1. Compact structure – maximum performance in the smallest of spaces

The PLANETA PWRH wire rope hoist is designed for maximum efficiency in the smallest of spaces.

Optimised rope drum technology:

Thanks to an innovative rope drum design, maximum rope length is possible in a minimum of space. This ensures precise cable guidance, less wear and an exceptionally long service life.

Highly integrated drive system:

Motor, gearbox and control system are combined in a compact, robust unit.

2. Low dead weight – powerful performance with maximum mobility



High-strength lightweight construction:

The use of premium materials such as high-strength die-cast aluminium and special steel reduces the weight to a minimum.

Ergonomic operation:

Thanks to its reduced weight and well-thought-out design, the wire rope hoist is particularly user-friendly.

Maximum load capacity with minimum weight:

the optimised load pick-up ensures even force application, enabling heavy loads to be lifted with ease and maximum stability.

3. Cost-effectiveness – maximum efficiency, minimum operating costs

Every investment must pay off – and this is precisely where the PLANETA PWRH hoist comes into its own. Thanks to state-of-the-art technology and efficient design, it ensures the lowest operating costs and a quick return on investment.

Energy-efficient high-performance motors:

Equipped with the latest technologies, the hoist is extremely energy-efficient and thus reduces power consumption.

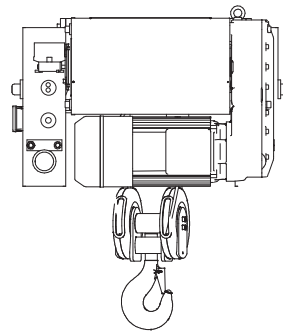
Reduced maintenance:

The PLANETA PWRH hoist is designed to minimise the number of wear parts. High-quality gearboxes, durable rope drums and a low-maintenance design ensure maximum operational reliability with minimal downtime.

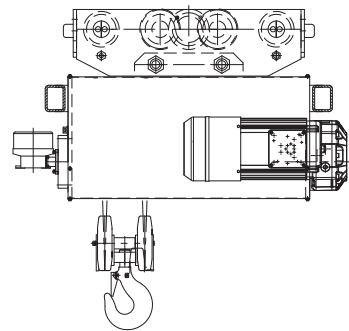
Modular and expandable: different load options and versatile customisation possibilities make the PLANETA PWRH wire rope hoist a flexible all-rounder.

The future of lifting begins now.

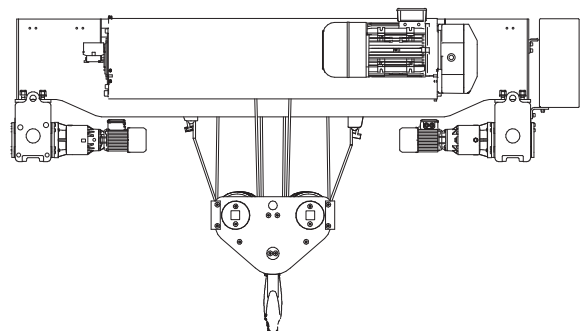
Electric Wire Rope Hoist



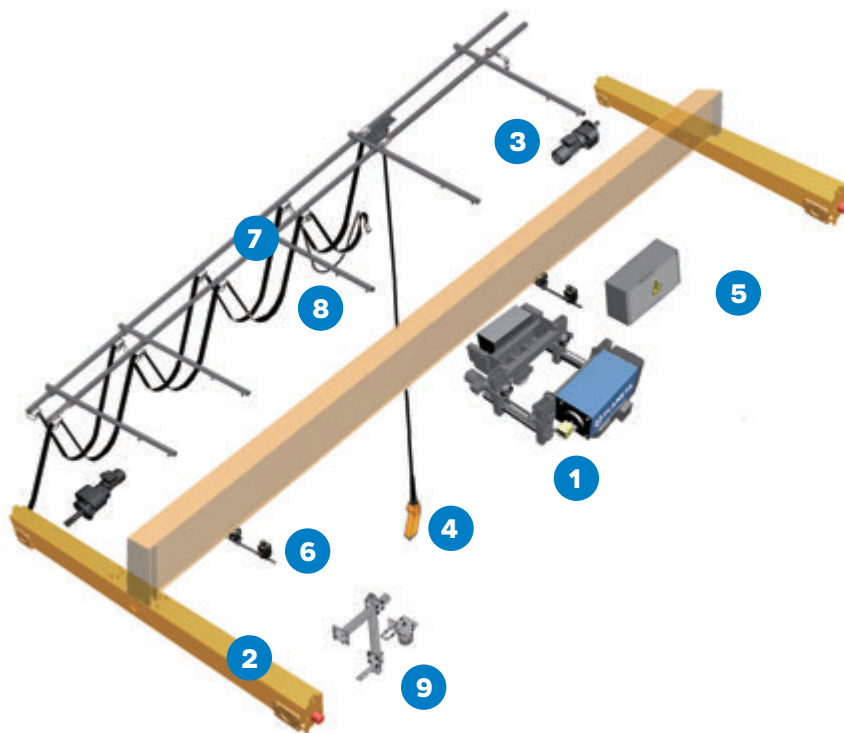
Short headroom trolley version
from 1,000 - 20,000 kg



Normal headroom trolley version
from 1,000 - 50,000 kg (larger on request)



Double girder trolley version
from 1,000 - 80,000 kg (larger on request)




- 1 Hoist
- 2 Crane end carriage
- 3 Travel drive
- 4 Control pendant or radio control
- 5 Electric cabinet
- 6 Clamp-fitted buffers
- 7 C-rail assembly
- 8 Power supply with flexible flat cable
- 9 Collector support



End carriage for overhead crane



Crane travel drive



End carriage for suspension crane



Electric control panel



Signal transmitters



Push-button version



Load display



Joystick version



Travel limit switches for cross and long travel



Flat cable and supports for cross travel

Electric Wire Rope Hoist



Lifting unit – powerful, reliable and durable

- **High protection class IP55** – resistant to dust and water for safe operation in any environment.
- **Maximum efficiency** – 60% duty cycle for optimal performance even under heavy loads.
- **Safety & maintenance-free** – the electromagnetic brake ensures maximum reliability and is maintenance-free for the entire service life.

The multi-stage gear transmission ensures optimal power transmission and particularly quiet operation. The hard-toothed gears guarantee maximum load capacity.



Rope Drum – Maximum precision for maximum safety

Our high-quality rope drum is made of seamless steel tubing and refined using the most modern machining processes.

- **Durable & robust** – Developed for the highest loads in industrial applications.
- **Precision-manufactured** – Advanced processing technologies ensure perfect concentricity of the drum.



Drive Unit – Powerful & Reliable

- **High durability** – Class F insulation and IP55 rating for use in harsh environments.
- **Perfect for inverter duty** – Special inverter insulation protects against electrical stress and increases service life.
- **Efficient & powerful** – With a duty cycle (ED) of 40 %.



Innovative electrical system for maximum safety and efficiency

User-friendly control system. Thanks to its IP54 protection rating, it is well protected against dust and splashes. The practical plug-and-play connection minimises installation and maintenance work.



Condition monitoring unit for maximum safety and efficiency

- **Real-time monitoring** – Captures and analyses important operating data.
- **Maximum safety** – Accurately calculates the remaining safe working period (SWP).
- **Easy operation** – Intuitive use for quick integration into your daily work



High-performance wire rope – Maximum strength and durability

Our high-performance wire rope impresses with an enormous tensile strength of up to 2160 MPa – ideal for demanding applications. The galvanised surface offers optimal corrosion protection, while the high wear resistance ensures an extended lifespan.



Robust cable guide – light, durable, reliable

Our cable guide combines low weight with excellent wear resistance.



Hoist limit switch

The 4-cam hoist limit switch is accessible at the gearbox and is used to control the upper and lower limit switches of the hook, to switch from low to high speed and to control phase reversal.



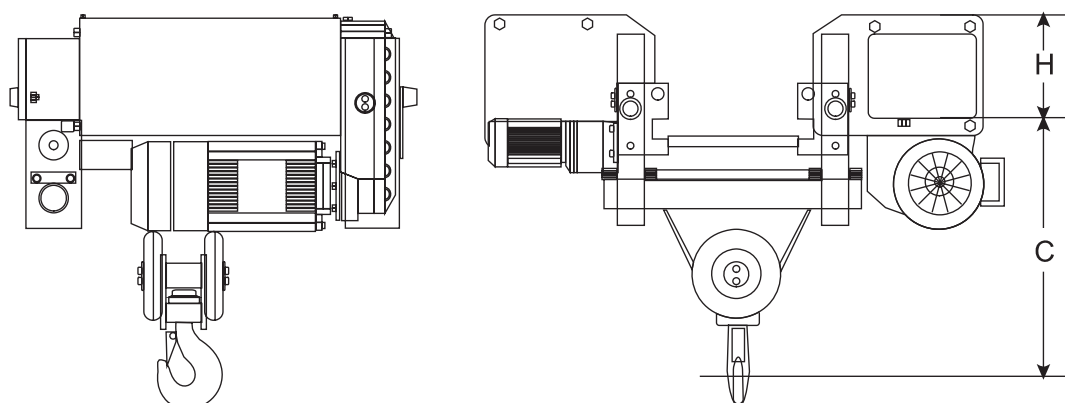
Bottom block – DIN-compliant quality for maximum safety

The precisely manufactured, robust bottom block meets the highest DIN standards and impresses with long-lasting stability and maximum load capacity.

Electric Wire Rope Hoist



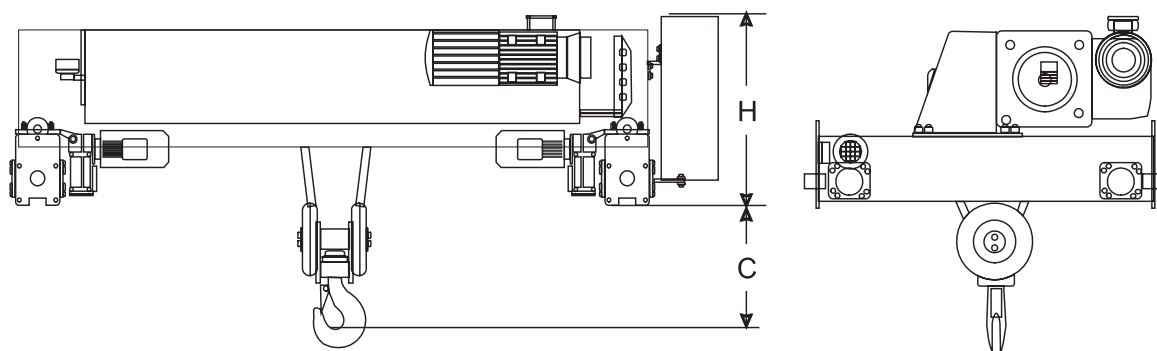
TECHNICAL DATA PWRH SHORT DESIGN.



Capacity kg	FEM	ISO	Lifting height m	Lifting speed m/min	Trolley speed m/min	Size H mm	Size C mm
1,000	4m	M7	6/9/12	0.8/5.0	5-20	232	500
1,250	3m	M6	6/9/12	0.8/5.0	5-20	232	500
1,600	3m	M6	6/9/12	0.8/5.0	5-20	232	500
1,600	2m	M5	6/9/12/18	1.6/10.0	5-20	254	660
2,000	2m	M5	6/9/12	0.8/5.0	5-20	232	500
2,000	3m	M6	6/9/12/18	1.6/10.0	5-20	254	660
2,500	3m	M6	6/9/12	0.8/5.0	5-20	232	500
2,500	2m	M5	6/9/12/18	1.6/10.0	5-20	254	660
3,200	2m	M5	6/9/12	0.8/5.0	5-20	232	500
3,200	1Am	M4	6/9/12/18	1.6/10.0	5-20	254	660
5,000	2m	M5	6/9/12/18	0.8/5.0	5-20	254	590
5,000	2m	M5	6/9/12/18	1.6/10	5-20	321	790
6,300	1Am	M4	6/9/12/18	0.8/5.0	5-20	254	590
8,000	3m	M6	6/9/12/18	0.8/5.0	5-20	321	740
10,000	2m	M5	6/9/12/18	0.8/5.0	5-20	321	740
10,000	3m	M6	6/9/12/18	0.6/4.0	5-20	364	850
12,500	1Am	M4	6/9/12/18	0.8/5.0	5-20	321	740
12,500	2m	M5	6/9/12/18	0.6/4.0	5-20	404	850
16,000	2m	M5	6/9/12/18	0.6/4.0	5-20	404	850
20,000	1Am	M4	6/9/12/18	0.6/4.0	5-20	404	850



TECHNICAL DATA PWRH WITH DOUBLE- GIRDER TROLLEY.



Capacity kg	FEM	ISO	Lifting height m	Lifting speed m/min	Trolley speed m/min	Size H mm	Size C mm
2,000	3m	M6	6/9/12	0.8/0.5	5-20	471	390
3,200	2m	M5	6/9/12	0.8/5.0	5-20	471	390
5,000	2m	M5	6/9/12/18	0.8/5.0	5-20	471	450
6,300	1Am	M4	6/9/12/18	0.8/5.0	5-20	471	450
8,000	3m	M6	6/9/12/18	0.8/5.0	5-20	542	650
10,000	2m	M5	6/9/12/18	0.8/5.0	5-20	542	650
10,000	3m	M6	6/9/12/18	0.6/4.0	5-20	679	700
12,500	1Am	M4	6/9/12/18	0.8/5.0	5-20	542	650
12,500	2m	M5	6/9/12/18	0.6/4.0	5-20	679	700
16,000	2m	M5	6/9/12/18	0.6/4.0	5-20	679	700
20,000	1Am	M4	6/9/12/18	0.66/4.0	5-20	679	700
20,000	2m	M5	6/9/12/18	0.53/3.4	5-20	850	1,200
25,000	1Am	M4	6/9/12/18	0.53/3.4	5-20	850	1,200
25,000	2m	M5	6/9/12/18	0.8/3.3	5-20	864	1,000
32,000	2m	M5	6/9/12/18	0.8/3.3	5-20	864	1,000
32,000	2m	M5	6/9/12/18	0-4.9	5-20	1,025	950
40,000	1Am	M4	6/9/12/18	0-4.9	5-20	1,025	950
50,000	2m	M5	6/9/12/18	0-3.2	5-20	1,023	1,150
63,000	1Am	M4	6/9/12/18	0-3.2	5-20	1,023	1,150
80,000	1Bm	M3	6/9/12	0-2.4	5-20	1,080	1,500



WHAT'S YOUR CHALLENGE?

We have been defying gravity for over 160 years and are proud to be at home all over the world and in many industries. at home in many industries.

As a leading family business for high-quality hoists and cable winches, we have been working at the cutting edge since 1861 and always have our focus on the future.

Our wide product range, consisting of power-driven cable winches, series hoists and accessories, meets the highest quality standards. Whether it's small manual hoists for assembly or large, complex solutions in the field of lifting technology, we offer customized solutions for individual requirements. solutions for individual requirements.

From planning and project management to maintenance, we ensure that our hoists meet your highest safety standards. highest safety standards. Our reliable and efficient products help you to move heavy loads safely and effectively. Let's overcome the limits of gravity together and shape a successful future



Quality
CERTIFIED



Industrial safety
CERTIFIED



Environmental protection
CERTIFIED

QUALITY MEANS SAFETY.

Sustainability, reliability and responsibility are values to which we feel particularly committed.

This begins with occupational health and safety during production, through to the certification of all processes as part of the annual TÜV DIN EN ISO 9001:2015 audit or membership of the GKS.



Management
System
ISO 9001:2015
ISO 14001:2015
SCC**2011
www.tuv.com
ID 9105039001



PARTNERSHIPS THAT STAND FOR QUALITY AND SAFETY.

Since 2000: Certified according to DIN EN ISO 9000:2001

Since 2006: Member of the Gütegemeinschaft Kranservice e.V. (GKS)

Since 2013: Certified according to OHSAS 18001:2007

Since 2017: Full Member of Lifting Equipment Engineers Association (LEEA)

Since 2019: Certified according to ISO 9001:2015, ISO 14001:2015 and SCC**2011



1. For what work is the hoist used?

2. Hoist type:

Electric chain hoist ☐ Electric rope hoist ☐

3. How often the nominal load is lifted?

_____ per day _____ per hour

4. How often is the partial load lifted?

_____ per day

5. How many load cycles per day?

6. Distance travelled per lifting cycle:

_____ m

7. Speed:

a) Desired main lifting speed

_____ m/min

b) 1 Speed

☐

c) 2 Speeds

☐

8. Overall height for electric hoist (short design required?):

_____ mm

9. Total weight of the load to be lifted incl. load handling attachment:

_____ kg

10. Lifting height (standard 3 m):

_____ m

11. Fastening height / trolley height (floor to lower edge of support):

_____ m

12. Operating height (distance from floor or operating platform to lower edge of beam):

_____ m

13. Length of the control cable:

_____ m

Operating voltage

_____ V with _____ Hz

Control voltage

_____ V

Direct control ☐ Contactor control ☐ Remote control ☐

14. Operating environment / special features:

Dust ☐ Extreme temperatures (above _____ °C, below _____ °C) ☐ EX-protection required ☐ Splash water ☐

Rainwater ☐ Air humidity ☐ Outdoor use ☐ Hook suspension ☐ Eyelet suspension ☐

15. Trolley: yes ☐ no ☐

Manual drive ☐ Reel drive ☐ Electric drive ☐ 1 speed ☐ 2 speeds ☐

16. Beam size:

a) Flange width _____ mm

b) Trolley track length _____ m

c) Min. curve radius _____ m

17. Power supply required:

☐

18. Trolley track buffer for carriageway boundary:

☐

19. Information sign set according to DGUV:

☐

20. Installation by PLANETA specialist fitter required:

☐

21. Crane acceptance by our expert requested:

☐

22. Offer for maintenance contract:

☐

Company

Clerk

Address

Telephone

E-mail address

Company stamp / Signature

PLANETA - Hebetechnik GmbH

Resser Straße 17 · 44653 Herne · Germany · Phone: +49 (0) 2325 9580 0 · Fax: +49 (0) 2325 77077

info@planeta-hebetechnik.de · www.planeta-hebetechnik.de

